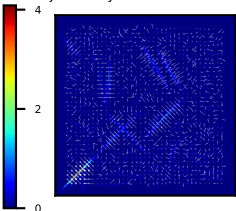
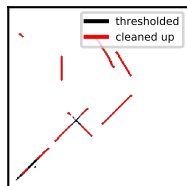


michelixtrace test_mic.hdf test_diagnostic.pdf


Projection by Rho and Theta 37x37



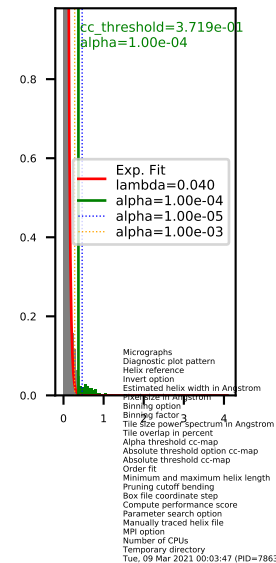
Thresholded at alpha-value of 0.0001




Micrograph with detected helices 250x250. Numbers denote persistence length in um



Projection Map Histogram & Thresholding



Reference Helix



```
= test_mic.hdf
= test_diagnostic.pdf
= test_reference.hdf
= False
= 300
= 5.0
= True
= 4
= 640
= 80
= 0.0001
= False
= 0.2
= 2
= (500, 1500)
= 2.0
= 70.0
= False
= False
= _/test_mic.box
= False
= 1
= doc/michelixtrace/test_michelixtrace
Printed to test_diagnostic.pdf
```